

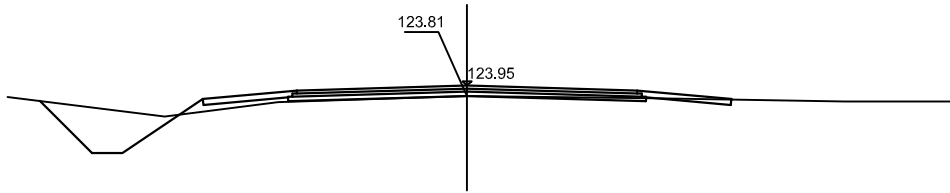
0+400

$W=0,64 \text{ m}^2$

$S_w = 2,30\text{m}$

$N=0,12\text{m}^2$

$S_n=0,36\text{m}$



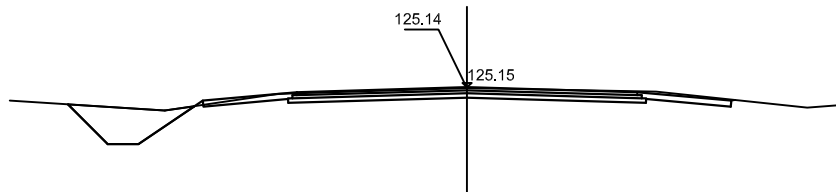
0+500

$W=0,54 \text{ m}^2$

$S_w = 2,04\text{m}$

$N=0,02\text{m}^2$

$S_n=0,14\text{m}$



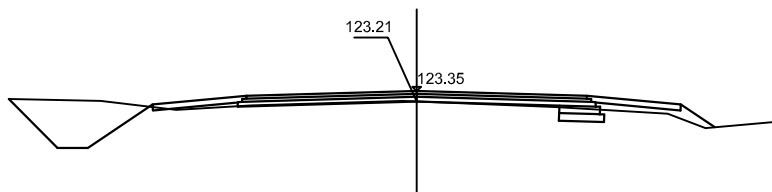
0+600

$W=0,82 \text{ m}^2$

$S_w = 2,28\text{m}$

$N=0,16\text{m}^2$

$S_n=0,54\text{m}$



0+700

$W=1,28 \text{ m}^2$

$S_w = 4,34\text{m}$

$N=0,66\text{m}^2$

$S_n=1,18\text{m}$

