

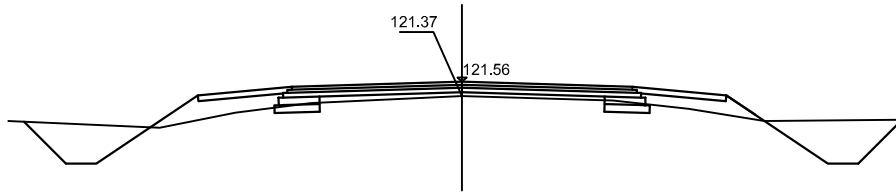
0+800

$W=1,30 \text{ m}^2$

$S_w = 4,28\text{m}$

$N=0,78\text{m}^2$

$S_n=1,36\text{m}$



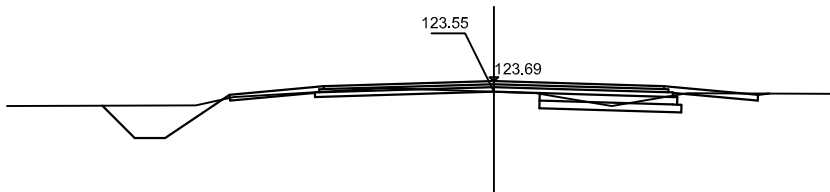
0+900

$W=0,70 \text{ m}^2$

$S_w = 1,92\text{m}$

$N=0,00\text{m}^2$

$S_n=0,20\text{m}$



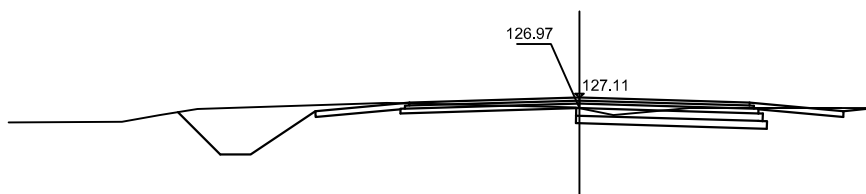
1+000

$W=1,62 \text{ m}^2$

$S_w = 2,22\text{m}$

$N=0,00\text{m}^2$

$S_n=0,40\text{m}$



1+100

$W=0,78 \text{ m}^2$

$S_w = 1,88\text{m}$

$N=0,28\text{m}^2$

$S_n=0,66\text{m}$

