

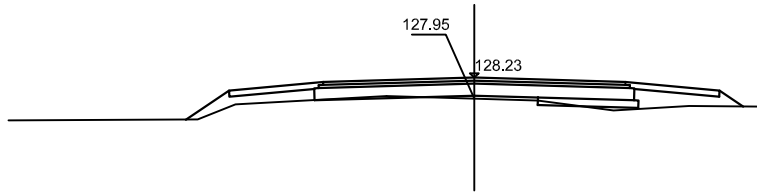
1+200

$W=0,02 \text{ m}^2$

$S_w = 0,00\text{m}$

$N=0,48\text{m}^2$

$S_n=1,05\text{m}$



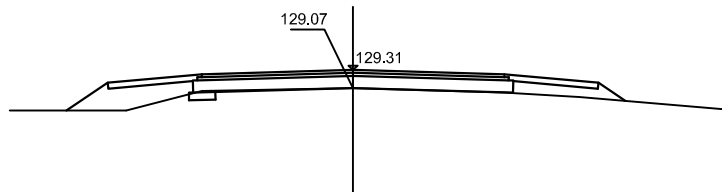
1+300

$W=0,02 \text{ m}^2$

$S_w = 0,00\text{m}$

$N=0,58\text{m}^2$

$S_n=1,06\text{m}$



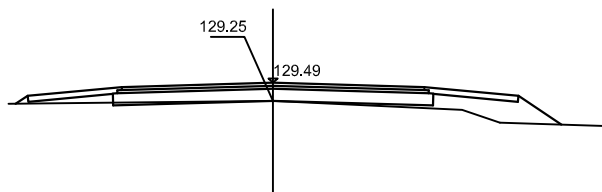
1+400

$W=0,00 \text{ m}^2$

$S_w = 0,00\text{m}$

$N=0,50\text{m}^2$

$S_n=0,88\text{m}$



1+500

$W=0,00 \text{ m}^2$

$S_w = 0,00\text{m}$

$N=0,44\text{m}^2$

$S_n=0,74\text{m}$

