

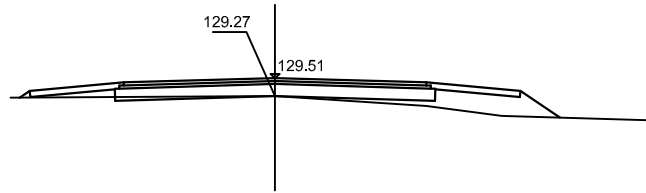
1+600

$W=0,00 \text{ m}^2$

$N=0,52\text{m}^2$

$S_w =0,00\text{m}$

$S_n=0,78\text{m}$



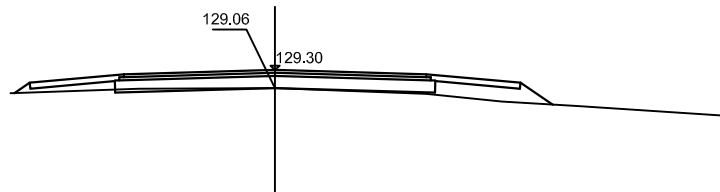
1+700

$W=0,00 \text{ m}^2$

$N=0,40\text{m}^2$

$S_w =0,00\text{m}$

$S_n=0,76\text{m}$



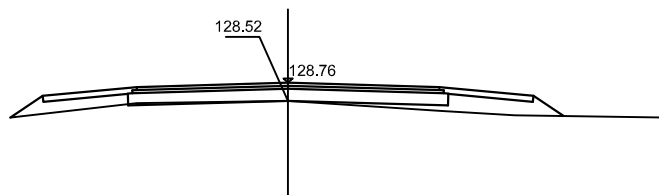
1+800

$W=0,00 \text{ m}^2$

$N=0,58\text{m}^2$

$S_w =0,00\text{m}$

$S_n=0,98\text{m}$



1+900

$W=0,00 \text{ m}^2$

$N=0,32\text{m}^2$

$S_w =0,00\text{m}$

$S_n=0,60\text{m}$

