

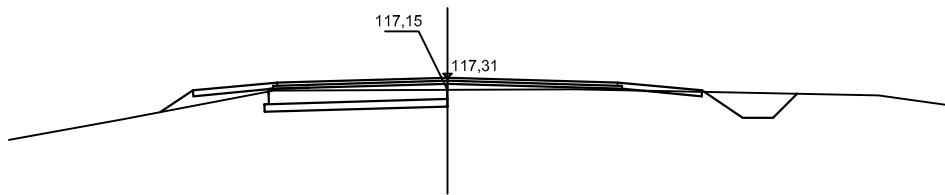
0+000

$W=0,86 \text{ m}^2$

$S_w = 1,46\text{m}$

$N=0,34\text{m}^2$

$S_n=0,52\text{m}$



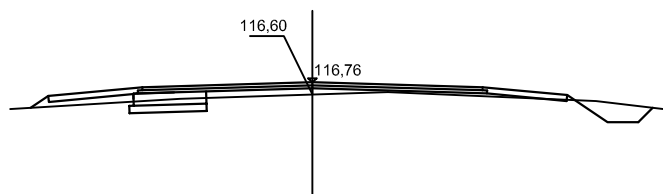
0+100

$W=0,34 \text{ m}^2$

$S_w = 1,20\text{m}$

$N=0,32\text{m}^2$

$S_n=0,28\text{m}$



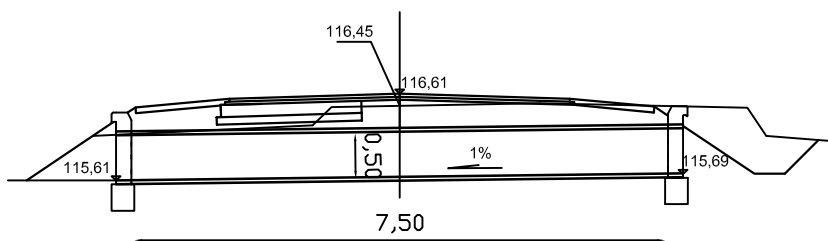
0+200

$W=0,44 \text{ m}^2$

$S_w = 1,50\text{m}$

$N=0,60\text{m}^2$

$S_n=0,68\text{m}$



0+300

$W=0,60 \text{ m}^2$

$S_w = 1,44\text{m}$

$N=0,20\text{m}^2$

$S_n=0,24\text{m}$

